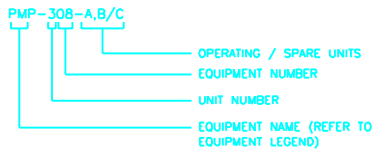


**EQUIPMENT NUMBERING SYSTEM**



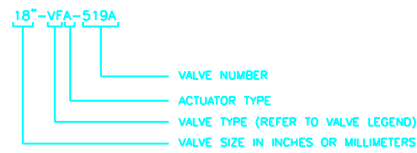
**EQUIPMENT LEGEND**

MTR	MOTOR	
BRD	BRIDGE	
BLW	BLOWER	
CLF	CLARIFIER	
FAN	FAN	
FLT	PRESSURE FILTER	
CRN	CRANE	
ART	FIXED AERATOR	
	FLOATING AERATOR	
SCR	SCRAPER	
STN	PUMP SUCTION STRAINER	
TPI	TILTED PLATE INTERCEPTOR	
BSC	BAR SCREEN	
FPS	FILTER PRESS	

**PUMPS LEGEND**

PMP	SINGLE HEAD RECIP. PUMP	
	CENTRIFUGAL HORIZONTAL PUMP (END SUCTION)	
	AIR LEFT PUMP	
	VERTICAL MULTI STAGE PUMP	
	VERTICAL SINGLE STAGE PUMP	

**VALVES NUMBERING SYSTEM**



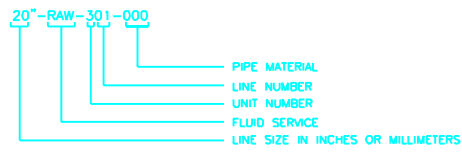
**VALVES LEGEND**

VD-	DIAPHRAGM	
VF-	BUTTERFLY	
VA-	GATE	
VO-	GLOBE	
VBL	BALL	
PNS	PENSTOCK	
V3-	THREE WAY	
VCK	CHECK	
VSR	SELF REGULATING	
VPR	PRESSURE RELIEF	
VND	NEEDLE	
VAR	SINGLE BALL AIR RELIEF	
	DOUBLE BALL AIR RELIEF	
VUT	FOOT	
V3S	SOLENOID WITH THREE WAY VALVE	
VHM	ANTI HAMMER	
PI	PRESSURE INDICATOR	
VLO	MECHANICAL FLOAT VALVE	
MGM	ELECTRO MAGNETIC FLOW METER	
STR	STRAINER	
OFM	ORIFICE FLOW METER	

**VALVES ACTUATORS**

G		GEAR OPERATED
M		MOTOR OPERATED
A		PNEUMATIC OPERATED
H		HAND OPERATED
S		SOLENOID

**LINES NUMBERING SYSTEM**

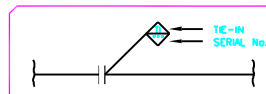


LINE SHAPE	DESCRIPTION
	MAIN LINE
	SECONDARY LINE
	INSTRUMENT AIR
	ELECTRIC LINES
	CENTER LINE
	PLANT LIMITS
	INSTRUMENT SIGNAL OUT
	INSTRUMENT SIGNAL IN
	STREAM OUT
	STREAM IN

**FLUID SERVICE**

LEGEND	DESCRIPTION
AIR	BLOWING AIR
ALM	ALUM SOLUTION
ARW	AERATED WATER
BKW	BACKWASH WATER
CHL	CHLORINE GAS
CHW	CHLORINATED WATER
CLW	CLARIFIED WATER
DRW	DRAINED WATER
FLW	FILTERED WATER
GRS	GREASE
GRT	GRIT
PAC	POWDER ACTIVATED CARBON
PAW	PRE-AERATED WATER
OIL	RAW OIL
ODR	ODOR CONTROL AGENT
OF	OVER FLOW
RAS	RETURN SLUDGE
RAW	RAW WATER
RSW	RAW SEWAGE
TRW	TREATED WATER
ROL	RECOVERED OIL
SCM	SCUM
SCY	SLUDGE RECYCLE
SOD	SODA ASH SOLUTION
SUP	SUPERNATANT
SRW	SERVICE WATER
WAS	ACCESS SLUDGE

**TIE-IN INDICATION**



**PIPE FITTINGS**

BLIND FLANGE		
RETURN BEND		
DISMANTLING PIECE		
FLEXIBLE JOINT		
REDUCER	TRD TOP FLAT	
	CRD CONCENTRIC	
REDUCING TEE		
DRAIN FUNNEL		
ON LINE STRAINER		
QUICK COUPLING		

**PIPE MATERIAL CLASSES**

MATERIAL	ABBREVIATION
CAST IRON GRAY	CI
CEMENT LINES	CMH
CARBON STEEL SEAMLESS	CSL
CARBON STEEL SEAM	CSM
CARBON STEEL SPIRAL	CSS
CAST STEEL	CST
POLY VINYL CHLORIDE	PVC
STAINLESS STEEL	STS
CAST IRON DUCTILE	OD
RUBBER	RUB
ASBESTOS	ASB
GALVANIZED STEEL	GSL

**INSTRUMENTATION INDICATIONS**

	LEVEL L	FLOW F	PRESSURE P	TEMP T	ANALYZER AR	CLARITY CT	POSITION X	HAND H
TRANSMITTER	T	LT	FT	PT	TT	ART	-	-
CONTROLLER	C	LC	FC	PC	TC	-	-	HC
INDICATOR	I	LI	FI	PI	TI	ARI	CTI	-
RECORDER	R	LR	FR	PR	TR	ARR	-	-
ELEMENT	E	LE	FE	PE	TE	ARE	XE	-
INDICATOR CONTROLLER	IC	LIC	FIC	PIC	TIC	-	-	HIC
TOTALIZER	Q	-	FQ	-	-	-	-	-
INDICATOR TOTALIZER	IQ	-	FIQ	-	-	-	-	-
SOLENOID CONVERTER	Y	LY	FY	PY	TY	-	-	-
GLASS	G	LG	FG	-	-	-	-	-
ALARM / SWITCH A/S	HIGH	H	LAH/LSH	FAH/FSH	PAH/PSH	TAH/TSH	-	XSH
	HIGH HIGH	HH	LAHH/LSHH	FAHH/FSHH	PAHH/PSHH	TAHH/TSHH	-	XSHH
	LOW	L	LAL/LSL	FAL/FSL	PAL/PSL	TAL/TSL	-	XSL
LOW LOW	LL	LALL/LSLL	FALL/FSLL	PALL/PSLL	TALL/TSLL	-	XSLL	
SWITCH	S	-	-	-	-	-	XS	HS



CLIENT:	MAIN CONTRACTOR:						
	PROJECT						
		FOR APPROVAL	MAK	MIM	MYM		
		NO.	DATE	DESCRIPTION	DRAWN BY	CHECKED BY	CHECKED BY
		TITLE					
		LEGEND					
PROJECT. NO.	DWG. NO.	SCALE :	SHEET NO. :	REV. NO.			
	LEG-001	NTS	1 OF 1	0			