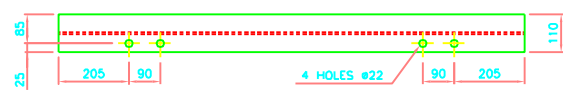


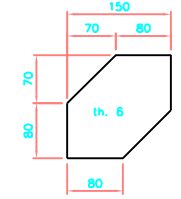
DETAIL ( 1 )  
SCALE 1:7.5



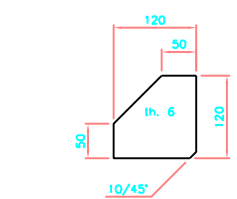
DETAIL ( 5 )  
SCALE 1:7.5



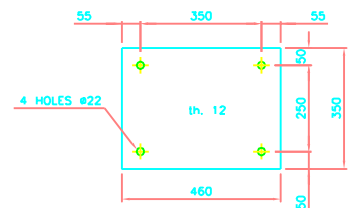
DETAIL ( 4 )



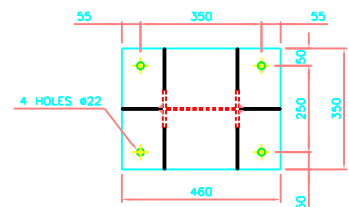
DETAIL ( 7 )



DETAIL ( 8 )  
SCALE 1:7.5



DETAIL ( 2 )  
SCALE 1:7.5



SEC. ( A - A )  
SCALE 1:7.5

NOTES:-

NOTES:

- ALL DIM. IN mm.
- GENERAL TOLERANCE ACC. TO DIN 7168-mm.
- SAND BLAST & PAINTING ONE LAYER KEMAPOXY 131 TH.150 MICRON MICRON AND TWO LAYER KEMAPOXY 129 TH.150 MICRON
- ALL WELDING THROAT A=5mm UNLESS MENTIONED.
- FOR ASS. SEE DWG.No.(D16)

QTY.(1)

ITEM	QTY.	DESCRIPTION	MATERIAL	UNIT	TOTAL WEIGHT KG.
13	8	WASHER A22 DIN 126	ST.37	-	596.68
12	8	HEX. NUT M20 DIN 934	5	-	-
11	8	HEX. BOLT M20 x 60 DIN 932	8.8	-	-
10	2	L 70 x 70 x 7 x L=2600	ST.37	19.11	38.22
9	2	L 70 x 70 x 7 x L=2400	ST.37	17.64	35.28
8	2	PL. 6 x 250 x 250	ST.37	2.94	5.88
7	8	PL. 6 x 150 x 150	ST.37	1	8
6	2	PL. 20 x 350 x 480	ST.37	25.28	50.56
5	1	L.P.E 220 x 894	ST.37	26	26
4	24	PL. 20 x 120 x 120	ST.37	0.70	16.8
3	2	L.P.E 220 x 5365	ST.37	140	280
2	4	PL. 20 x 350 x 460	ST.37	25.28	101.12
1	1	L.P.E 220 x 1350	ST.37	35	35

REV.	DATE	BY	REVISION DETAILS	CHKD	APPD
02					
01					

DRAWING TITLE: END PIER FOR DIGESTOR WALKWAY

PROJECT: 932 m<sup>3</sup>/day-SEWAGE TREATMENT PLANT

CLIENT:

MAIN CONTRACTOR:

DESIGN BY: \_\_\_\_\_ DRAWN BY: \_\_\_\_\_ CHKD BY: \_\_\_\_\_ APPD BY: \_\_\_\_\_

DATE: \_\_\_\_\_ DATE: \_\_\_\_\_ DATE: \_\_\_\_\_ DATE: \_\_\_\_\_

PROJECT NO.: \_\_\_\_\_ SCALE: 1:15 A1

DRWG. NO.: DTL-022 SHE. NO. 1 OF 1 REV. 01